

NAME \_\_\_\_\_

DATE \_\_\_\_\_

# *One or Two Less* Gameboard

8	5	1	7	3	6
7	1	9	4	2	4
4	6	2	5	7	5
3	8	5	1	6	2
9	2	8	5	4	3
1	7	3	6	8	9

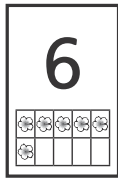

NAME \_\_\_\_\_

DATE \_\_\_\_\_

# One or Two Less Directions

## You need

- Deck of Primary Number Cards (without 0, 1, or Wild Cards)
- 20 counters
- Gameboard



RESOURCE MASTERS, G14

NAME \_\_\_\_\_ DATE \_\_\_\_\_

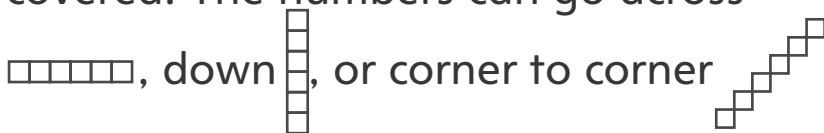
**One or Two Less** Gameboard

8	5	1	7	3	6
7	1	9	4	2	4
4	6	2	5	7	5
3	8	5	1	6	2
9	2	8	5	4	3
1	7	3	6	8	9

| G14 | © Pearson Education 1

## Play as a team.

- 1 Player 1 turns over the top card.
- 2 Player 1 covers a number that is 1 or 2 less than that number.
- 3 Player 2 takes a turn using Steps 1 and 2.
- 4 Keep taking turns. If all of the possible numbers are covered, take another card.
- 5 The game is over when one row is covered. The numbers can go across



## More Ways to Play

- Each player uses a different color counter and tries to cover one whole row.
- Play with the Wild Cards. A Wild Card can be any number.
- Play to cover more than one row.
- Try to cover the entire gameboard.