

NAME _____

DATE _____

Five-in-a-Row Gameboard A




| | | | | |
|----|----|----|----|----|
| 2 | 3 | 4 | 5 | 6 |
| 6 | 7 | 7 | 8 | 9 |
| 10 | 11 | 12 | 11 | 10 |
| 9 | 8 | 7 | 7 | 6 |
| 6 | 5 | 4 | 3 | 2 |

NAME _____






DATE _____

Five-in-a-Row Directions



You need

- 1 dot cube 
- 1 number cube 
- 20 counters 
- Gameboard (G8)

Play with a partner. Work together.

- 1** Player 1 rolls 2 cubes and finds the total.  
- 2** Player 1 covers that sum.
- 3** Player 2 takes a turn, using Steps 1 and 2.
- 4** If the sum is already covered, roll again.
- 5** The game is over when one row is covered. The numbers can go across , down , or corner to corner .

More Ways to Play

- Play until the gameboard is covered.
- Play with Gameboard B (G12) or C (G13).
- Play with 2 number cubes.  

RESOURCE MASTERS, G8

NAME _____ DATE _____

Five-in-a-Row Gameboard A

| | | | | |
|----|----|----|----|----|
| 2 | 3 | 4 | 5 | 6 |
| 6 | 7 | 7 | 8 | 9 |
| 10 | 11 | 12 | 11 | 10 |
| 9 | 8 | 7 | 7 | 6 |
| 6 | 5 | 4 | 3 | 2 |

© Pearson Education 1