

NAME

DATE

# *Roll and Record: Subtraction* Recording Sheet

1																						11	
																							10
																							9
																							8
																							7
																							6
																							5
																							4
																							3
																							2
																							1

NAME \_\_\_\_\_


DATE \_\_\_\_\_

# Roll and Record:


## Subtraction

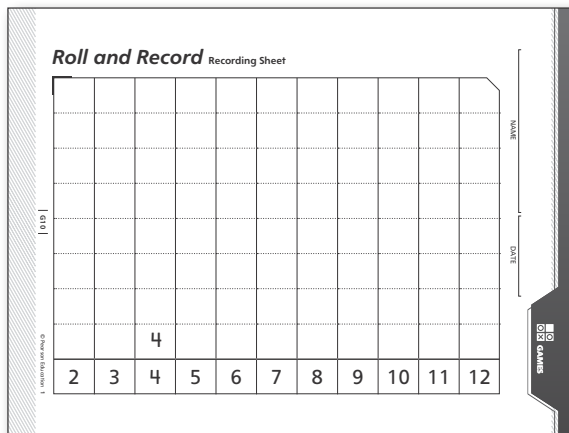
Directions

You need

- 7–12 number cube 8
- Dot cube 
- Recording sheet

Play with a partner.

- 1 Roll the 2 cubes. 8 
- 2 Subtract the smaller number from the larger number.  
 $8 - 4 = \underline{\hspace{2cm}}$
- 3 Record the answer on your own recording sheet.



- 4 The game is over when one column is full.

RESOURCE MASTERS, GI6

OX GAMES

NAME \_\_\_\_\_ DATE \_\_\_\_\_

*Roll and Record: Subtraction* Recording Sheet

												11
												10
												9
												8
												7
												6
												5
												4
												3
												2
												1

| 616 |

© Pearson Education 1